


**SAR**  
**(SELF APPRAISAL REPORT-2025)**

**Submitted to Director (Higher Education)  
Himachal Pradesh - Shimla-171001**

**by**



**GOVERNMENT UTKRISHT COLLEGE TISSA  
DISTT. CHAMBA (H.P.)**

## **Introduction**

### **ABOUT COLLEGE:-**

Govt. College Tissa, Teh. Churah, Distt. Chamba Himachal Pradesh falls under Churah Block which is designated as a Difficult / Hard Area. This college is situated in the peaceful area away from pollution and crowded area. The college campus is on the way to Chamba- Kilad (Pangi). Currently, this college is being run in spacious building with adequate and modern lecture rooms, Seminar Hall, Spacious Library, and Computer Lab. In this college there are 15 teaching staff members in the subjects of English, Hindi, History, Political Science, Economics, Geography, Sociology, Mathematics, Music, Commerce, Physics and Chemistry. Non-teaching staff consist of 13 members including Supdt Gr. II, JOA IT, librarian, SLAs, JLAs, LAs, Peons and sweeper. This college has strength of 459 students out of which there are 244 boys and 215 girls in this college who come from far flung areas. Many people are unable to send their children especially Girl child far from their Rural area. Hence, in this case this Government College Tissa, is of a great value and provides a platform for higher study for the upcoming generation of this area. At last, free from polluted surroundings, this college offers a peaceful campus for posterity learning.

The college has one Girls Hostel situated at distance of 40 meters from the college campus. The hostel has well-furnished 24 rooms with capacity of 60 residents, one common room, one mess, washrooms and hostel-warden accommodation.

The Parent-Teacher Association (PTA) and College Students Central Association (CSCA) are integral part of this institution which acts like a bridge between college administration, students and society for the overall development of the institution. The Internal Quality Assurance Cell (IQAC) of the college is making sincere efforts to enhance the quality of education and infrastructure as per the guidelines of UGC and NAAC.

**Vision**

“The vision of the college is to empower students with knowledge, skills, and values to become leaders and innovators in a dynamic global society. We aim to foster a diverse, inclusive environment that nurtures academic excellence and lifelong learning.”

**Mission**

“The mission of the college is to provide a high-quality, accessible education that fosters intellectual growth, ethical leadership, and social responsibility. We are committed to creating a supportive environment that prepares students for success in their careers and as global citizens.”

**Motto:**

" सम बुद्धिर्विशिष्यते"- The one who maintains equanimity towards friends, companions, enemies, mediators, those with hatred, relatives, saints, and sinners is truly the highest (or most noble).

## CRITERIA

### 1. Teaching Learning (Score 140)

| S. No. | Activity                                      | Distribution of Scores  | Score Claimed                                   | Annexure/ Supp. Doc./ Remarks  |
|--------|---|---|---|--|
| 1.1    | <b>Mode of teaching</b>                       | i Lecture method only =6<br>ii. Technology based teaching only =6<br><br>(6+6=12)<br>or<br><br>Blended teaching =12<br>iii. Flipped Classroom =8<br>iv. As per need of different groups of students =5  | 6<br><br><br><br><br><br><br><br><br><br>5      | As per the need of the students, blended teaching methods and lecture methods are adopted. |
| 1.2    | <b>Curricular Planning and Implementation</b> | i. 100% = 10<br>80-99% = 8<br>60-79% = 6<br>Up to 59% = 4<br><br>ii. 100% = 5<br>80-99% = 8<br>60-79% = 6<br>Up to 59% = 4<br><br>iii. 4.0x No. of enrichment practices observed = 16<br><br>iv. Followed by all the Departments = 8<br>80-99% = 8<br>60-79% = 6<br>Up to 59% = 4<br><br>v. Within 7 Days = 6<br>8-14 Days = 3<br>More than 14 Days = Nil | -----<br><br><br><br><br><br><br><br><br><br>26 | The college follows curriculum of Himachal Pradesh University.                             |

|     |   |  |    |   |
|-----|---|--|----|---|
| 1.3 | <p><b>Add on courses/Certificate Courses:</b></p> <p>i. No. of courses (to be specified separately)</p> <p>ii. % of students benefitted (% of students completed MOOCs/spoken Tutorial/NPTEL/Other courses offered by recognized organisations)</p> | <p>i. No. of courses &gt; 5 and student benefitted &gt; 50% = 10+10</p> <p>ii. No. of courses &gt; 3 and student benefitted 41-50% = 7.5 + 7.5</p> <p>iii. No. of courses &lt; 3 and student benefitted 31-40% = 5+5</p> <p>iv. No. of courses &lt; 3 and student benefitted up to 30% = 2.5 + 2.5</p> | 0  |   |
| 1.4 | <p><b>Students Feedback (taken from students with 80% attendance)</b></p> <p>i. Sample size</p> <p>ii. Students satisfaction</p> <p>iii. Action on feedback</p>   | <p>i. &gt;25% = 05, 20-25% = 4, 15-19% = 3, 10-14% = 2, &lt;10% = 1</p> <p>ii. 91-100%=10; 81-90%=8; 71- 80%=6; 61 -70%=4; less than 61%=0</p> <p>iii. Considered and action taken on doables 81-100% =10; 61-80%=8; 51-60%=6; 41-50%=4</p>  | 20 | Regular feedback collection, analysed to take actionable steps for improving the teaching-learning process. |
| 1.5 | <p><b>Examination results</b></p> <p>i. % of Students Passed</p> <p>ii. % of students with A Grade and Above</p> <p>iii. No. of students in university merit</p>  | <p>i. &gt;81% = 9, 71-80% = 8, 61-70% = 7, 51-60% = 6, 41-50% = 4, 31-40% = 3, &lt;30% = 0</p> <p>ii. &gt;20% = 8, 16-20% = 7, 11-15% = 6, 6-10% = 5, 1-5% = 4</p> <p>iii. HPU/SPU merit list: 1st-3rd position = 8, 4th-10th position = 6</p>   | 17 |   |

## 2. Student Support, Services and Progression (Score 280)

| S. No. | Activity  | Distribution of Scores   | Score Claimed | Annexure/ Supp. Doc./ Remarks   |
|--------|---|--|---------------|---|
| 2.1    | <p><b>Pre and Post Admission Counseling:</b></p> <p><b>i.</b> Admission schedule, courses available, student intake, eligibility conditions communicated through various media</p> <p><b>ii.</b> Pre admission counseling</p> <p><b>iii.</b> Student oriented about: Library, Introductory session with faculty and staff, Academic calendar, requirements of credits counseling/Induction per course and CCA and other requirements post admission</p> | <p><b>i.</b> Publicity through any 3 means = 5; Publicity through any 2 means = 3; Publicity through any 1 means = 2</p> <p><b>ii.</b> Yes = 10<br/>No = 0</p> <p><b>iii.</b> Post admission counseling/Induction = 10</p> | 22            | <p><b>Pre admission counseling</b><br/>(Admission schedule, courses available, student's intake, eligibility conditions) communicated through</p> <ul style="list-style-type: none"> <li>• Contacting the principals of nearby feeding schools</li> <li>• Distributing pump lets in nearby cybercafé and books store</li> <li>• Counseling by teachers in admission committee at the time of admission</li> </ul> <p><b>In post admission counseling</b></p> <ul style="list-style-type: none"> <li>• A special counseling session was scheduled</li> <li>• A Full counseling week was observed by teachers in their classes</li> </ul> |
| 2.2    | <p><b>Scholarships:</b></p> <p><b>i.</b> Awareness about different Scholarship Schemes and 100% coverage of all eligible students</p> <p><b>ii.</b> Scholarships other than Government Schemes</p>  | <p><b>i.</b> =5</p> <p><b>ii.</b> =5</p>   | 10            | Awareness campaigns ensuring 100% coverage for eligible students, scholarships available through government sources.  |
| 2.3    | <p><b>Sports and Cultural activities:</b></p> <p><b>i.</b> Percentage of students participating in sports activities</p> <p><b>ii.</b> Percentage of students participating in cultural activities</p> <p><b>iii.</b> Medal/Trophy won in sports/cultural activities<br/>(a) National/inter university<br/>(b) State/Inter college</p>  | <p><b>i.</b> &gt;20% = 10<br/>16-20% = 6<br/>11-15% = 2</p> <p><b>ii.</b> &gt;20% = 10<br/>16-20% = 6<br/>11-15% = 2</p> <p><b>iii.</b> a. = 12<br/>b. = 10<br/>c. = 6</p>   | 26            | Mr. Pawan Kumar won the Bronze medal in HP University Intercollege Wrestling Championship (Men) in 2023.  |

|     |  |  |    |  |
|-----|--|--|----|--|
|     | (c) District level (also includes cluster level)   |  |    |  |
| 2.4 | <b>Students Participating in NSS/NCC/Rangers &amp; Rovers/Clubs:</b>   | <b>i.</b> NSS = 4<br><b>ii.</b> NCC = 4<br><b>iii.</b> Rangers & Rovers = 4<br><b>iv.</b> Road Safety = 4<br><b>v.</b> Red Ribbon/Eco/Youth Red Cross/any other club/society = 4 | 20 | NSS and NCC units are active, organizing events such as blood donation drives and tree plantation programs Clubs for literature, science, and debate engage students in extracurricular activities.) |
| 2.5 | <b>NSS/NCC/Rangers &amp; Rovers:</b><br><b>participating in</b><br><b>i.</b> National/RD Parade/camps<br><b>ii.</b> State Parade/camps<br><b>ii.</b> Awards won  | <b>i.</b> 10<br><b>ii.</b> 7<br>(either i. or ii)<br>a) National = 8<br>b) State = 5<br>c) Cluster level = 3   | 8  | Mr. Jitender Kumar SUO participated in Pre-RDC –II at Banikhet.  |
| 2.6 | <b>Anti-Drug Awareness Programmes:</b><br><b>i.</b> No. of awareness programmes organised<br><b>ii.</b> % of students benefitted<br><b>iii.</b> Counseling of suspected addicts  | <b>i.</b> 4 and above = 4; 3 = 3; 2 = 2; 1 = 1<br><b>ii.</b> More than 50% = 4<br><b>iii.</b> 2  | 09 | NSS and Red Ribbon Club organized the anti-drug awareness programmes.  |
| 2.7 | <b>Gender Equity:</b><br><b>i.</b> No. of health/sensitization programmes organised<br><b>ii.</b> % of students benefitted<br><b>iii.</b> Women anti sexual harassment committee constituted as per norms<br><b>iv.</b> Grievances Redressal as per timeline | <b>i.</b> 3 and above = 3; 2 = 2; 1 = 1<br><b>ii.</b> More than 20% = 3; 11-20 = 2<br><b>iii.</b> Yes = 2<br><b>iv.</b> Yes = 2  | 10 | A dedicated Gender Sensitization Committee conducts lectures of resource persons.  |

|      |  |   |    |   |
|------|--|---|----|---|
| 2.8  | <b>Mentor-Mentee Groups:</b> Sessions conducted per group of students 4 and more sessions = 10; 3 = 8; 2 = 5; 1 = 3  | 4 and more sessions = 10; 3 = 8; 2 = 5; 1 = 3   | 05 |   |
| 2.9  | <b>Coaching for National level competitive examinations/ HAS:</b>  |   | 0  |   |
| 2.10 | <b>Remedial Classes/Bridge Courses:</b><br>% of students benefitted  | <b>i.</b> More than 20% = 10<br><b>ii.</b> 16-20 = 8<br><b>iii.</b> 11-15 = 6<br><b>iv.</b> 6-10 = 4  | 10 | Remedial classes for weaker students are held to ensure academic progress. Bridge courses help new students transition smoothly into college-level academics. |
| 2.11 | <b>Capacity Building of Students:</b><br><b>i.</b> Life Skills (Yoga, Martial Arts, Problem solving, Critical thinking, Decision making, Effective communication skills, coping with stress and emotions etc.)<br><b>ii.</b> Language-cum-Graduate attributes Development programmes | <b>i.</b> = 10<br><b>ii.</b> = 10   | 10 | Workshops on life skills, personality development, and spoken English are conducted regularly.  |
| 2.12 | <b>Career Counseling &amp; Placement Cell:</b><br><b>i.</b> No. of Career Counseling Sessions organised for each group of students<br><b>ii.</b> No. of Placement Drives<br><b>iii.</b> Self-Employment Modules organised<br><b>iv.</b> No. of students benefitted                   | <b>i.</b> More than 5 = 6; less than 5 = 4<br><b>ii.</b> More than 2 = 4; less than 2 = 2<br><b>iii.</b> Yes = 4; No = 0<br><b>iv.</b> More than 50% = 6; Less than 50% = 4 | 08 |   |
| 2.13 | <b>Student Progression</b><br><b>i.</b> % of Students opted for Higher Education   | <b>i.</b> >50% = 10; 30-50% = 8; 20-30% = 6; up to 20% = 4<br><b>ii.</b> 5 x no. of students (Max 2feed0 points)  | 04 | 20% of students opt for higher education, with many securing admissions in prestigious universities.  |

|      |   |  |    |   |
|------|---|--|----|---|
|      | ii. No. of students who cleared National Level exams  |  |    |   |
| 2.14 | <b>No. of Co-curricular and Sports Activities Organized</b><br>i. Inter-University Events (Zonal/National)<br>ii. Inter-College events<br>iii. Intra-College Events | Inter-University Events = 10<br>Inter-College events = 6<br>Intra-College Events = 3 each (Max. 9) | 09 |   |
| 2.15 | <b>Annual Prize Distribution Function Organized</b>   | Yes  | 10 |   |
| 2.16 | <b>College Magazine Published</b>   | Yes  | 10 |   |
| 2.17 | <b>College website updated regularly or not</b>   | Yes  | 10 | <a href="https://gdctissa.edu.in">https://gdctissa.edu.in</a> |

### 3. Infrastructure & Resources (Score 160)

| S. No. | Activity  | Distribution of Scores  | Score Claimed | Annexure/ Supp. Doc./ Remarks   |
|--------|---|---|---------------|---|
| 3.1    | <b>Classrooms</b><br>Well-maintained classrooms with modern amenities like projectors and smart screens.  | Yes   | 10            | Well-maintained classrooms with modern facilities, including projectors and smart screens.                |
| 3.2    | <b>Library Facilities</b><br>i. Whether adequate print books available<br>ii. Whether newspaper, magazines and journals available<br>iii. Whether access to e-resources available<br>iv. Seating Capacity in the Library<br>v. Use of library resources | i. 500 books per hundred students = 3;<br>Less than 500 = 1<br>ii. Yes = 3; No = 0<br>iii. Yes = 3<br>iv. 10% or more of student strength = 4<br>v. 100% = 7;<br>75% = 5;<br>50% = 3;<br>25% = 1<br>vi. Yes = 5 | 25            | A well-stocked library with access to e-resources, periodicals and newspapers. available for student use. |

|     |   |   |    |   |
|-----|---|---|----|---|
|     | vi. Digital Library having at least 5 computer systems with reliable internet.  |   |    |   |
| 3.3 | <b>ICT Facilities:</b><br><b>i.</b> No. of Interactive Panels/ Virtual Classrooms Multimedia Projectors/K-Yan<br><b>ii.</b> % of teachers using ICT facilities<br><b>iii.</b> No. of students benefitted from ICT facilities<br><b>iv.</b> Reliable Internet Connections-Leased Line/ Fibre Network/ Wi-Fi campus (Yes/No)<br><b>v.</b> Use of ICT facilities | <b>i.</b> 5 or more = 5; 4 = 4; 3 = 3; 2 = 2; 1 = 1<br><b>ii.</b> >50% = 5; <50% = 0<br><b>iii.</b> >50% = 5; <50% = 0<br><b>iv.</b> Yes = 5<br><b>v.</b> 100% = 5; 75% = 4 | 25 | The college has state-of-the-art ICT infrastructure, with interactive panels, high-speed internet, and a fully equipped computer lab. |
| 3.4 | <b>Facilities for Specially-abled Students:</b><br><b>i.</b> Ramps/ Wheel chairs/Support railing<br><b>ii.</b> Separate Washrooms   | <b>i.</b> Yes = 2<br><b>ii.</b> Yes = 2   | 04 | Ramps and wheelchair-Accessible washrooms ensure inclusivity.   |
| 3.5 | <b>Sports Facilities:</b><br><b>i.</b> No. of games / sports activity conducted<br><b>ii.</b> Indoor sport facilities<br><b>iii.</b> Adequate sport equipments<br><b>iv.</b> Gymnasium (Operational)  | <b>i.</b> More than 5 = 8, Less than 5 = 4<br><b>ii.</b> Yes = 4<br><b>iii.</b> Yes = 4<br><b>iv.</b> Yes = 4   | 20 | The college boasts playgrounds, and facilities for a variety of sports, Gymnasium   |

|      |  |  |    |   |
|------|--|--|----|---|
| 3.6  | Auditorium<br>Hostels/Seminar Hall/Staff Quarters  | Auditorium = 4<br>Hostels = 4 (2 points for each hostel)<br>Staff Quarters = 4<br>Seminar Hall = 4                             | 10 | one well-furnished hostels for girls and seminar hall for academic engagements  |
| 3.7  | <b>Laboratories</b><br>i. Laboratories with adequate equipment according to syllabi<br>ii. Usage of available Lab infrastructure             | i. Yes = 10<br>ii. 100% = 10,<br>75% = 6,<br>50% = 5,<br>25% = 3,<br><25% = 0  | 20 | Well-equipped science laboratories for practical learning, with modern tools and equipment.   |
| 3.8  | <b>Computers</b><br>i. Adequate numbers of computers<br>ii. Usage of computer hardware   | i. One system per 30 students = 5; 31-40 = 3; 41-50 = 2; More than 50 = 1<br>ii. 100% = 5, 75% = 4, 50% = 2, 25% = 1, <25% = 0 | 10 | Institute has adequate no. of computers for students as well as staff members.  |
| 3.9  | <b>Other Facilities</b><br>Canteen, Staff Room, Faculty Room, Space for NCC/NSS, Rangers & Rovers, Examination Room, Medical Care Facilities | 2 points per facility (Max = 10)   | 10 | The institute offers well-equipped canteen, staff and faculty rooms, NCC/NSS and Rangers spaces, examination facilities, and essential medical care, ensuring a supportive environment for both academic and co-curricular activities |
| 3.10 | <b>Documentation of Academic, Co-curricular and Extracurricular Activities</b>   | Yes = 20<br>No = 0   | 20 | The institute systematically documents academic, co-curricular, and extracurricular activities, ensuring accurate records that support evaluation, quality improvement, and future planning for holistic student development.         |

#### 4. Institutional Management (Score 220)

| S. No. | Activity   | Distribution of Scores  | Score Claimed | Annexure/ Supp. Doc./ Remarks   |
|--------|--|---|---------------|---|
| 4.1    | <b>Institutional Vision:</b><br>i. Vision Document<br>ii. Institutional Development Plan (IDP)<br>iii. Plan of Action for above  | 6 points each   | 06            | The college operates with a clear vision, mission, and set goals, with an active role of committees to manage academic and administrative operations. |
| 4.2    | <b>IQAC:</b><br>i. No. of meetings per year<br>ii. No, of programmes organised (Trainings, colls, IFR, etc.)   | i. 4 meetings = 6;<br>ii. 3 meetings = 4<br>iii. 2 per activity (Max 6)                                     | 06            | The IQAC continuously monitors and improves quality standards, with regular audits and feedback mechanisms  |
| 4.3    | <b>Management of Institutional Funds:</b><br>i. Funds (BF, AF, PTA etc.) used/spent for Institutional Development/student welfare<br>ii. Periodic audit<br>iii. Settlement of bills/advances within a specified time frame | i. Utilized >90% of funds = 10; 71-90% = 8; 51-70% = 6; 31-50% = 4; <30% = 0<br>ii. Yes = 2<br>iii. Yes = 4 | 16            | More than 90% utilization of available funds for student welfare and institutional development.   |
| 4.4    | <b>Grievance Redressal of Students and Employees</b><br>i. Redressal within week<br>ii. Redressal within month<br>iii. No Redressal  | i. 10<br>ii. 4<br>iii. 0  | 10            | Efficient redressal system for student and staff grievances, resolved within a week.  |
| 4.5    | <b>Green and Clean Campus:</b><br>i. Green initiatives of institution (at least 3)<br>ii. Cleanliness in washroom, building/campus   | i. 6<br>ii. Excellent = 10; Satisfactory = 6; Poor = 0  | 16            | Initiatives such as plastic-free campus drives, plantation drives energy conservation, vermin compost pit and rainwater harvesting.                   |

|      |  |                            |    |   |
|------|--|----------------------------|----|---|
| 4.6  | <b>Facilities for Students:</b><br>i. Common room for girls<br>ii. Adequate toilets as per students' strength<br>iii. Sanitary napkin vending machine/incinerator regularly put in use<br>iv. CSCA room with proper furniture<br>v. Student centre for co-curricular activities and its regular usage<br>vi. Regular use of playground | 3 points for each facility | 18 | The institute offers key student facilities, including a girls' common room, adequate toilets, sanitary napkin vending machine, CSCA room, and a student center for co-curricular activities, ensuring student comfort and support. |
| 4.7  | <b>Regular updation of Service Books/Service Records</b>   | Yes = 3                    | 3  | The institution maintains up-to-date service books and records for all faculty and staff, ensuring accuracy and compliance with administrative requirements.  |
| 4.8  | <b>Timely Submission of ACRs</b>   | Yes = 3                    | 3  | ACRs for all faculty and staff are submitted within the designated timelines, reflecting the institution's commitment to systematic performance evaluation.   |
| 4.9  | <b>Prompt Response to Official Correspondence</b>  | Yes = 5                    | 5  | The institution prioritizes professional communication by ensuring prompt responses to all official correspondence, fostering effective stakeholder engagement.   |
| 4.10 | <b>Proper maintenance of official records (Cash books/Stock registers, Fund Registers, Leave records, Fine fund etc.)</b>  | Yes = 10                   | 10 | Comprehensive management of essential official records, including cash books, stock registers, fund registers, and leave records, is implemented to uphold transparency and accountability  |
| 4.11 | <b>Proper record of students attendance and CCA</b>  | Yes = 10                   | 10 | The institution systematically records student attendance and CCA   |

|      |  |  |    |  |
|------|--|--|----|--|
| 4.12 | <b>Whether ranked by NIRF, Other Agencies</b>                            | Yes = 10   | 0  |  |
| 4.13 | <b>Whether accredited by NAAC</b>  | A and above (Level 4 or 5) = 20; B+ & B++ (Level 3) = 16; B (Level 2) = 12; Accredited (Level 1) = 10  | 0  |  |
| 4.14 | <b>Whether AQAR are being submitted as per timeline annually or not</b>  | Yes = 12,<br>No = 0  | 0  | AQAR reports are submitted annually within the prescribed timelines, demonstrating the institution's commitment to Continuous quality improvement.   |
| 4.15 | <b>Recognition for Exemplary Contributions by the Staff and Students</b> | 4 points each  | 12 | <ol style="list-style-type: none"> <li>1. Staff members contributed Rs. 25000 for the help of victims of house fire in the local village Rundal.</li> <li>2. Staff members helped the needy students for their fee paymnets.</li> <li>3. Staff members contributed for HP Cm Relief Fund.</li> </ol> |
| 4.16 | <b>Involvement of Stake Holders:</b><br><b>i. PTA</b><br><b>ii. OSA</b>  | <b>i.</b><br>- PTA constituted as per norms = 1;<br>- PTA supportive = 1;<br>- Significant contribution of PTA = 10<br><br><b>ii.</b><br>- OSA framed as per norms = 1;<br>- Financial contribution or equivalent per 100 alumni of Rs. 25,000/- = 3;<br>- Non-financial contribution (career counseling, placement, etc.) = 4 | 12 | The PTA is engaged in institutional development, contributing valuable insights and support to enhance educational outcomes.   |

|      |  |          |    |   |
|------|--|----------|----|---|
| 4.17 | <b>Feedback by Stakeholders other than Students and action taken thereon</b>   | Yes = 4  | 0  |   |
| 4.18 | <b>Annual review meeting on students outcomes in academics, co-curricular, extracurricular and extension activities and action taken during next academic session for achieving excellence</b> | Yes = 25 | 25 | The institution conducts annual review meetings to evaluate student outcomes, facilitating strategic discussions and actions aimed at continuous improvement. |

### 5. Best Practices, Innovation and Institution Distinctiveness (Score 80)

| S. No. | Activity  | Distribution of Scores      | Score Claimed | Annexure/ Supp. Doc./ Remarks   |
|--------|---|-----------------------------|---------------|---|
| 5.1    | <b>Best Practices Description &amp; Outcome of Best Practices (at least two):</b> | 10 points per best practice | 30            | Energy conservation, Community adoption programs and solid waste management initiatives recognized as best practices. |

|     |   |   |    |   |
|-----|---|---|----|---|
| 5.2 | <b>Special Initiatives Taken for:</b><br>i. Energy conservation/ use of Solar energy<br>ii. Solid Waste Segregation/Management<br>iii. Rain water harvesting and its use for gardening and cleanliness<br>iv. Plastic free campus<br>v. Blood donation camps<br>vi. Adoption of village/ educational institutions | 4 points per initiative   | 16 | The institution implements rainwater harvesting, promotes a plastic-free campus, organizes blood donation camps, and supports nearby villages and schools for community development and sustainability. |
| 5.3 | <b>Social Impact of Extension Activities:</b><br>(On the basis of Community Feedback)   | Minimum three activities = 10<br>2 activities = 8<br>1 activity = 5 | 10 |   |
| 5.4 | <b>Special New Innovative Initiatives Or Ideas Adopted in the College. Other than at Sr. No. 5.2 above):</b>  | 4 points each initiative (max = 16)                                 | 16 | Culture Awareness programme by Art and Culture Department of Himachal Pradesh Chamba.   |
| 5.5 | <b>Collaborations:</b><br>i. With Peer Educational/ Research Institutions<br>ii. Other Government Bodies/industry   | 5 points each (Max. 10 points)<br><br>E resources                   | 0  |   |

### 6. Faculty Profile & Research Activities (Score 100)

| S. No. | Activity                        | Distribution of Scores   | Score Claimed | Annexure/ Supp. Doc./ Remarks                       |
|--------|---------------------------------|--|---------------|---|
| 6.1    | <b>% of Teachers with Ph.D.</b> | More than 70% = 5<br>61-70% = 4<br>51-60% = 3<br>Less than 50% = 2 | 2             | About 30% of the faculty in the institute are Ph.D. |

|     |  |  |    |   |
|-----|--|--|----|---|
| 6.2 | <b>Teachers as Research Guides</b>   | 4 points per research guidance (max = 8)   | 0  |   |
| 6.3 | <b>No. of Orientation Programmes, Refresher Programmes, Faculty Development Programmes and Workshops (one week or more) Attended by Teachers (in last three years)</b> | 30% of faculty = 10<br>20% of faculty = 8<br>10% of faculty = 6<br>5% of faculty = 4 | 10 | More than 30 % of the teachers have attended orientation refreshers and faculty development programme |
| 6.4 | <b>Projects/Patent/Fellowships/Associateships:</b><br>i. Major<br>ii. Minor<br>iii. Patents<br>iv. Fellowships<br>v. Associateships                                    | i. 10<br>ii. 8<br>iii. 10<br>iv. 5<br>v. 3<br>(Max. 10)                              | 0  |   |
| 6.5 | <b>No. of Paper Presented in Conferences/ Seminars/ Symposia (in last three years):</b><br>i. International<br>ii. National/Regional/State level                       | i. 2 points per paper presented<br>ii. 1 point per paper presented                   | 28 |   |
| 6.6 | <b>Seminars, Workshops, Conferences and Trainings organised by the Institution</b><br>i. International level<br>ii. National level<br>iii. State level                 | i. 6<br>ii. 4<br>iii. 3  | 0  |   |
| 6.7 | <b>No. of Paper Published:</b><br>i. UGC Care List Journals<br>ii, Non-UGC Care List Journals<br>iii. Citations  | i. 5 points per paper<br>ii. 2 points per paper<br>iii. 1 point per 20 citations     | 30 | Dr. Ajay Kumar has published in Scopus Indexed Journals.  |
| 6.8 | <b>Teachers' Special Innovative Ideas (Brief description thereof)</b>  | 5  | 5  |   |

|      |  |  |    |  |
|------|--|--|----|--|
| 6.9  | <b>No. of Books Published/<br/>Chapter in Books</b>  | 5 points per book and 2<br>points per chapter  | 07 |  |
| 6.10 | <b>Teachers Academic and<br/>Extension Activities:</b><br>i. Resource person<br>ii, Member of Board of<br>Studies/Subject experts<br>etc.<br>iii. Popular articles | i. 2 points each activity<br>ii. 4 points each activity<br>iii. 2 points each<br>activity<br>(Max, 10 points from<br>all categories) | 0  |  |
| 6.11 | <b>Awards by Recognised<br/>Organisations:</b><br>i. International<br>ii. National<br>iii. State   | i. 8<br>ii. 6<br>iii. 4  | 24 |  |

## 7. Miscellaneous (Score 120)

| S. No. | Activity   | Distribution of Scores | Score Claimed | Annexure/ Supp. Doc./ Remarks  |
|--------|--|------------------------|---------------|--|
| 7.1    | Any Other Important Information or Initiative not Covered Above (e.g., Institution Incubation Centre, R&D-cum-innovation centre, B.Voc, Self-Finance courses, Add-on courses, Internship, OJT, Green audit, Academic audit, etc.): | 10 Each (Max. 50)      | 40            |  |
| 7.2    | Spot evaluation of institution by the Officer from the Directorate of Higher Education/representative  | 20                     | 20            | Dr. Amarjit K. Sharma, Director Hr. Education on 26 <sup>th</sup> august, 2026 a |

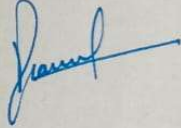
|     |  |     |    |  |
|-----|--|-----|----|--|
|     | <b>of the Director of Higher Education</b>   |     |    |  |
| 7.3 | <b>AG Audit paras settled up to date</b>   | Yes | 0  |  |
| 7.4 | <b>Local Audit Paras settled upto date</b>   | Yes | 0  |  |
| 7.5 | <b>Timeline adhered to in filing reply of court cases / RTI Applications/ Public grievances received through Mukhyamantri Seva Sankalp 1100 and Centralised Public Grievance Redress and Monitoring System (CPGRAMS)</b> | Yes | 10 | The institution adheres to the timeline for filing replies to court cases, RTI applications, and public grievances.  |
| 7.6 | <b>Invited speakers on various themes relevant to holistic development of students.</b>  | Yes | 10 | Om Prakash Sharma, Retd. DSP (Central Narcotics) Om Prakash, Advocate, Judicial Court Tissa was invited as resource person for personality development skills. |
| 7.7 | <b>Skill Development Training (at least 20% benefited)</b>   | Yes | 20 | Art and Craft Society has been established for the skill development of the students & Life Saving Skills  |


## SUMMARY OF SCORES

| Sr. No.            | Criteria   | Score       | Score Claimed |
|--------------------|--|-------------|---------------|
| 1.                 | Teaching Learning  | 140         | 80            |
| 2.                 | Student Support, Services and Progression                  | 280         | 181           |
| 3.                 | Infrastructure & Resources                                 | 160         | 154           |
| 4.                 | Institutional Management                                   | 220         | 156           |
| 5.                 | Best Practices, Innovation and Institution Distinctiveness | 80          | 72            |
| 6.                 | Faculty Profile & Research Activities                      | 100         | 100           |
| 7.                 | Miscellaneous  | 120         | 100           |
| <b>Total Score</b> |  | <b>1100</b> | <b>843</b>    |

### Committee Members:-

1. Sh. Pravinder Kumar (Principal) Chairman
2. Prof. Subhan Mohd. Member
3. Lal Singh Member
4. Dr. Bhagat Ram Member
5. Prof. Anup Member

  
**Principal**  
Govt. College Tissa  
Distt.-Chamba (H.P.)

  
Principal  
Govt. College Tissa  
Distt. Chamba (H.P.)